

2024

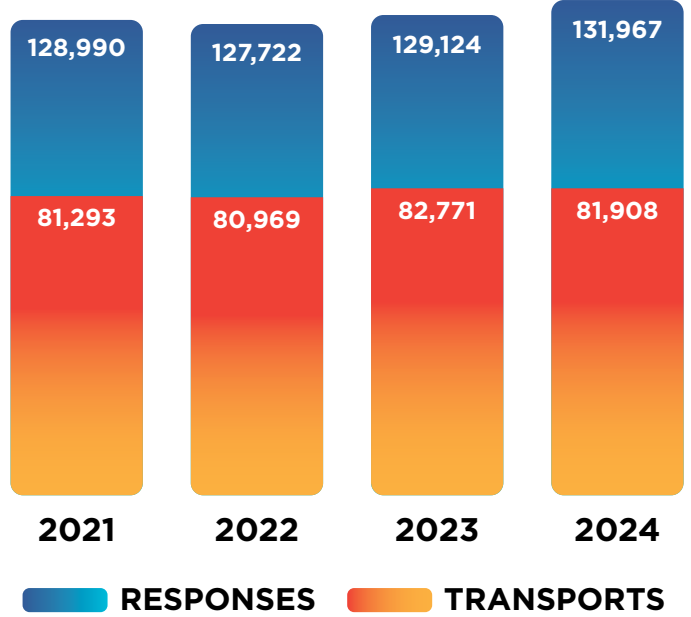
By the Numbers



**DENVER HEALTH
PARAMEDICS**



Systems Volumes



Highlights

Intervention	2024 count
12-Lead EKGs Obtained	24,634
Advanced Airways Placed	796
Code 10 Trauma Transports	1,161
CPAP Administrations	462
Hearts Defibrillated	380
IOs Placed	441
IVs Placed	44,470
Naloxone Administrations	1,050
OB Field Deliveries	21
Pleural Decompressions	40
STEMIs Recognized	66
Surgical Airways Placed	5
Tourniquets Placed	54



Mechanism of Injury

	Patients	Percent
Assaults	5,100	16.6%
Falls	10,123	32.9%
Firearms	303	1.0%
Intentional Self Harm	733	2.4%
Motorized Vehicle Accidents	7,394	24.0%
Pedestrian - Vehicle Accidents	935	3.0%
Sharp Objects	523	1.7%
Other	5,643	18.3%
TOTAL	30,754	100.0%

C10 Trauma Scene Times

	Transports	Median Scene Time	Goal Time
Blunt Trauma	821	7:58	9:00
Penetrating Trauma	353	5:35	6:00

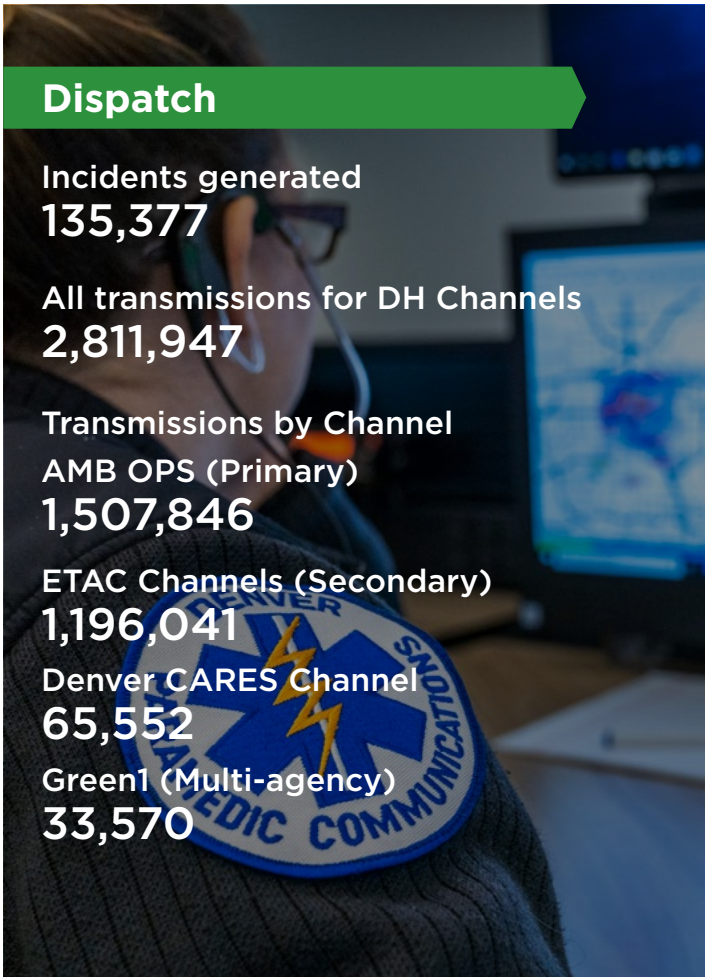
Fleet

Unit Type	Units	Miles Driven
Ambulances	51	1,149,191
ESP (Emergency Service Patrol)	6	27,803
Command	24	111,353
STAR	12	86,887
TOTAL	93	1,375,234



Education: Student completions taught by our EMS Education Staff at Rita Bass

Course Type	Successfully Complete Students
Advanced Cardiac Life Support Courses	177
Basic ECG	103
Basic Life Support Provider (CPR/AED) and Community CPR	498
Coursera	91
EMT Students	359
IV therapy	191
Pediatric Advanced Life Support	96
Paramedic Students	55



Dispatch

Incidents generated
135,377

All transmissions for DH Channels
2,811,947

Transmissions by Channel
AMB OPS (Primary)
1,507,846

ETAC Channels (Secondary)
1,196,041

Denver CARES Channel
65,552

Green1 (Multi-agency)
33,570

Staffing

Front line paramedics and emergency medical technicians (EMT)	271
Command Staff	42
Employees in communications, education, vehicle, and administration support	90



CARES Van

4,980 responses

Denver International Airport

9,770 responses
3,383 transports
27 average responses per day

STAR Van

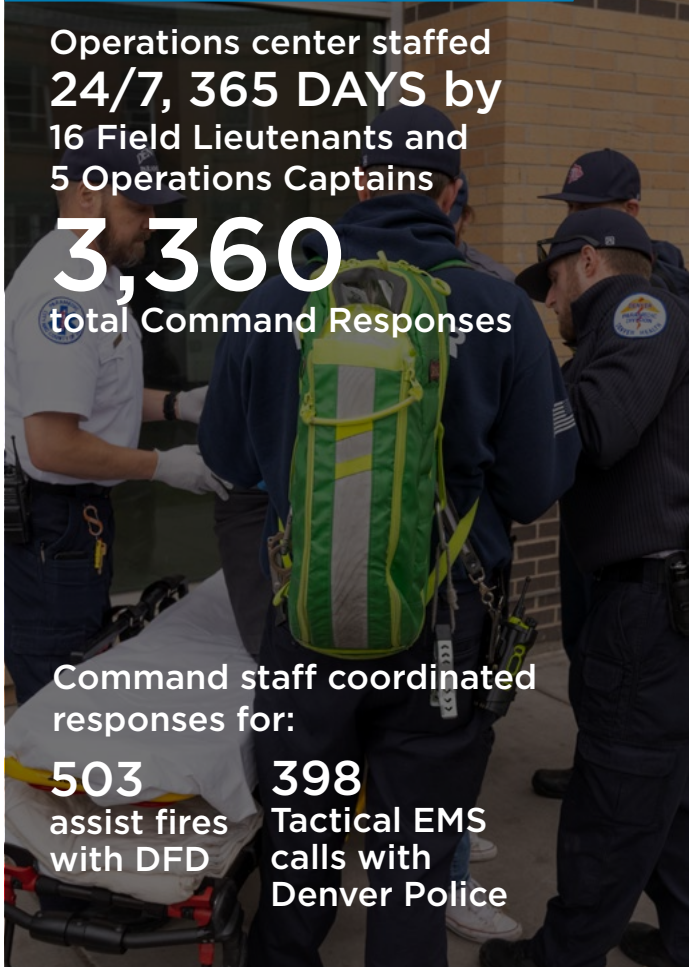
9,985 responses



Command

Operations center staffed
24/7, 365 DAYS by
16 Field Lieutenants and
5 Operations Captains

3,360
total Command Responses



Command staff coordinated responses for:

503
assist fires
with DFD

398
Tactical EMS
calls with
Denver Police



Special Events & Bike Team

- 420 Festival
- Bike Team: Naloxone Community Outreach
- Broadway Halloween Parade
- City Park Jazz
- Englewood Block Party
- HeroFest
- Indy Eve
- Jeremy Bitner Memorial Run
- MLK Marade
- NYE Fireworks
- Parade of Lights
- Pride Fest
- St. Patrick's Day Parade
- Sunnyside Music Festival
- Trauma Survivors Run

Coors Field

- 3,809 hours of medical coverage
- 79 Home Rockies Games
- Billy Joel Concert
- Def Leppard and Journey Concert
- Green Day Concert
- High School Baseball Games
- Kane Brown Concert

City of Denver Events

- Citywide events: 881 hours of coverage
- Denver Fire Department Events: 26 hours
- Denver Police Department Events: 130 hours
- VIP/US Secret Service: 171 hours

